

Do Unto Otters

Respect

Standards: PE.K.R.5.3: Identify ways to treat others with respect during physical activity.
PE.1.R.5.3: Demonstrate consideration of others while participating in physical activity.
LAFS.K.RI.1.2: With prompting and support, identify the main topic and retell key details of a text.
SS.1.C.2.4 Show respect and kindness to people and animals.

Goal: Students will be able to define The Golden Rule

Materials:

- **Book: Do Unto Otters**
<https://www.youtube.com/watch?v=2qJfy0vhRkq>
- Copies of Otter Craft
- Copies of “I Wish Otters Would” (pg. 29 K, pg. 27 1st)
- Large construction paper to glue otter and worksheet on.

Procedure:

DQ2: Intro/Review/Engage: Review the six pillars of character. Discuss the traits of Respect and ask students to provide examples, especially on the meaning of The Golden Rule.

DQ2: Direct Instruction: Read the story *Do Unto Otters*. Pause at various points in the story describe the smaller pictures and show when characters are obeying The Golden Rule.

Discussion questions:

What is the saying that the title of the book comes from?

What did Mr. Rabbit say he would like the otters to do? (be friendly, be polite, be honest, be considerate, be kind, cooperate, share, apologize, and be forgiving)

What are some examples from the book of each of these things?

How can you do these things in your own life?

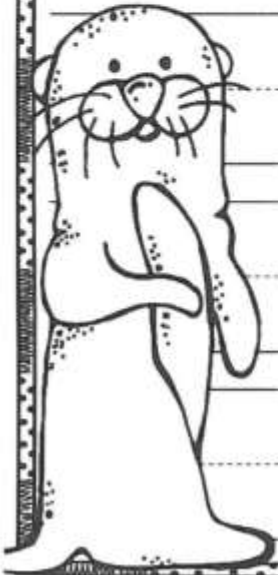
DQ2: Shared Practice: Brainstorm some examples of how to do some of the things in the book that Mr. Rabbit wanted the Otters to do. Write examples on whiteboard or chart paper.

DQ3, 4: Independent Practice: Using the examples, students write down or illustrate examples on “I Wish Otters Would” activity sheet. After the students have written or illustrated examples, they will do otter craft and glue onto large construction paper next to list or illustration.

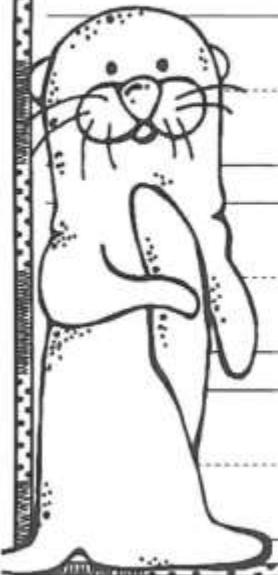
Extension Activity: Respect scenarios

Reflection:

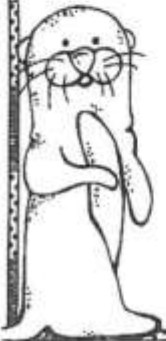
I wish "otters" would...



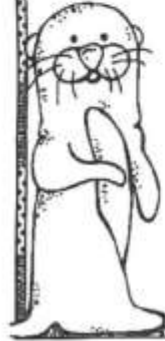
I wish "otters" would...



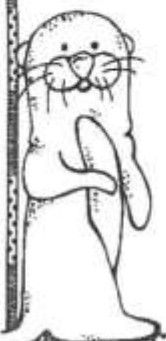
I wish "otters"
would...



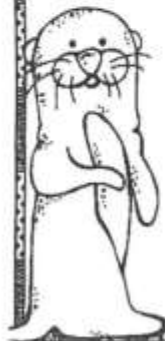
I wish "otters"
would...




I wish "otters"
would...



I wish "otters"
would...





EYES

EARS

NOSE/SMILE

EXAMPLE

BODY

HEAD

BACK LEGS

FRONT LEGS

Otter Craft
from LearnCreateLove.com
Please Do Not Redistribute